



AIR-CONDITIONING, HEATING,  
& REFRIGERATION INSTITUTE

we make life better™

2111 Wilson Boulevard Suite 500 Arlington VA 22201-3001 USA  
Phone 703 524 8800 | Fax 703 562 1942  
www.ahrinet.org

August 12, 2016

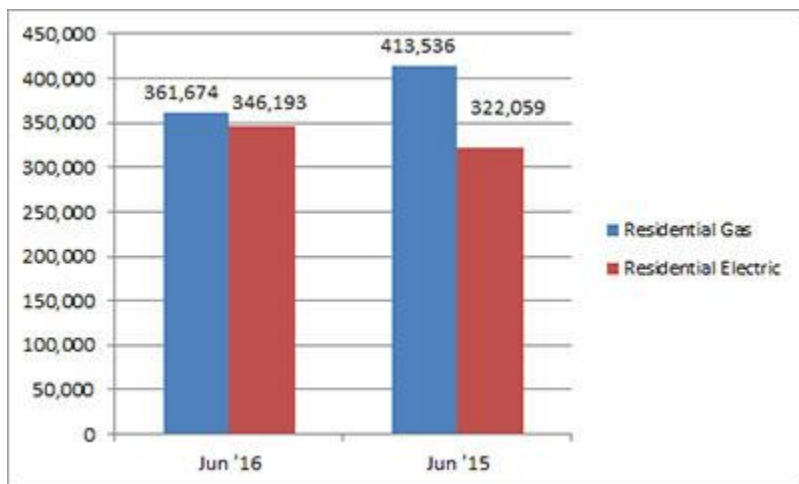
Contact: [Nicole Snyder](#), Communications Coordinator

Phone: 703.600.0310

## AHRI Releases June 2016 U.S. Heating and Cooling Equipment Shipment Data

### Residential Storage Water Heaters

U.S. shipments of residential gas storage water heaters for June 2016 decreased 12.5 percent to 361,674 units, down from 413,536 units shipped in June 2015. Residential electric storage water heater shipments increased 7.5 percent in June 2016 to 346,193 units, up from 322,059 units shipped in June 2015.



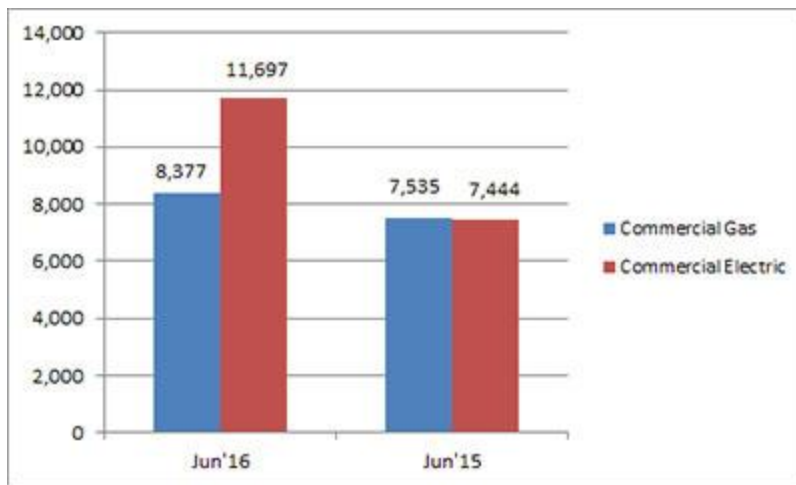
For the year-to-date, U.S. shipments of residential gas storage water heaters decreased 12.3 percent to 2,152,855, compared to 2,453,831 units shipped during the same period in 2015. Residential electric storage water heater shipments decreased 13.0 percent year-to-date to 2,012,123 units, compared to 2,313,209 units shipped during the same period in 2015.

#### Year-to-Date

Storage Water Heaters	Jun '16 YTD	Jun '15 YTD	%Chg.
Residential Storage Gas	2,152,855	2,453,831	-12.3
Residential Storage Electric	2,012,123	2,313,209	-13.0

### Commercial Storage Water Heaters

Commercial gas storage water heater shipments increased 11.2 percent in June 2016 to 8,377 units, up from 7,535 units shipped in June 2015. Commercial electric storage water heater shipments increased 57.1 percent in June 2016 to 11,697 units, up from 7,444 units shipped in June 2015.



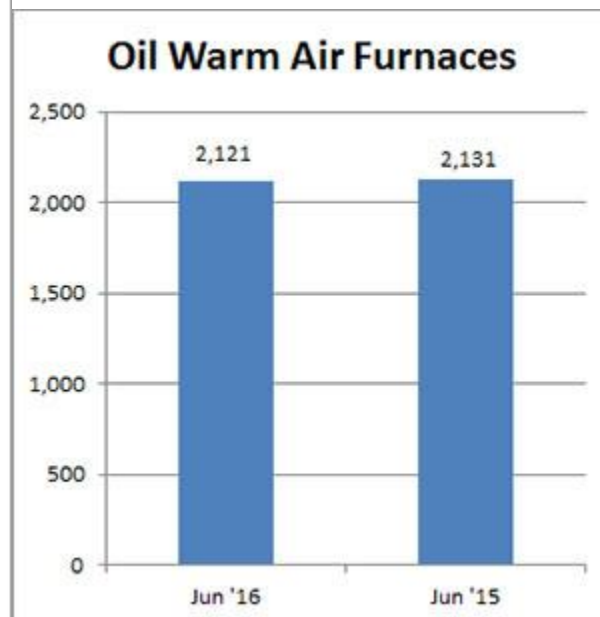
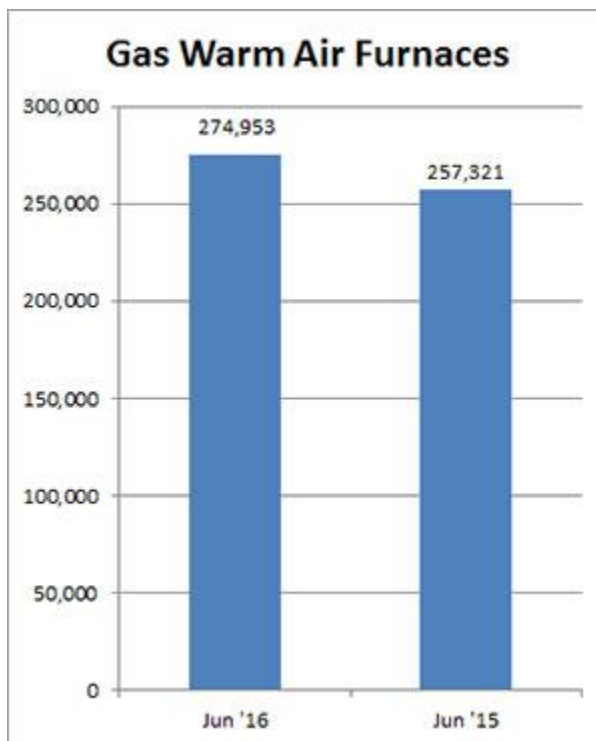
Year-to-date U.S. shipments of commercial gas storage water heaters decreased 3.1 percent to 51,302 units, compared with 52,928 units shipped during the same period in 2015. Year-to-date commercial electric storage water heater shipments increased 46.9 percent to 62,775 units, up from 42,733 units shipped during the same period in 2015.

*Year-to-Date*

Storage Water Heaters	Jun'16 YTD	Jun'15 YTD	%Chg.
Commercial Storage Gas	51,302	52,928	-3.1
Commercial Storage Electric	62,775	42,733	+46.9

**Warm Air Furnaces**

U.S. shipments of gas warm air furnaces for June 2016 increased 6.9 percent to 274,953 units, up from 257,321 units shipped in June 2015. Oil warm air furnace shipments decreased 0.5 percent to 2,121 units in June 2016, down from 2,131 units shipped in June 2015.



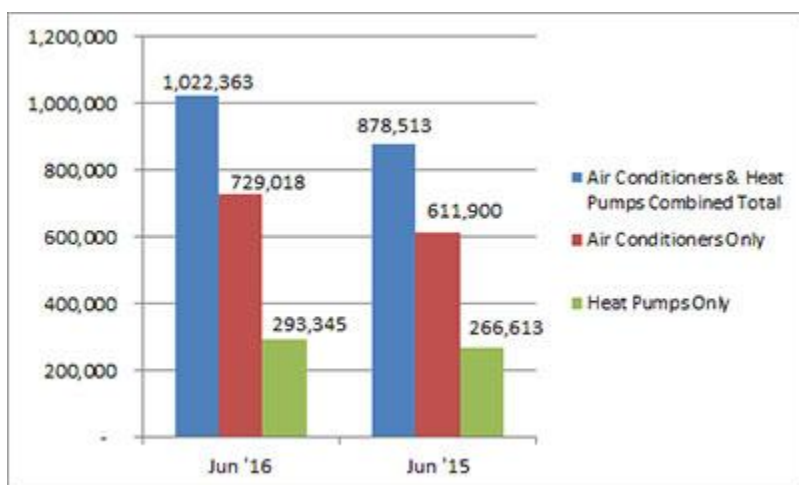
Year-to-date U.S. shipments of gas warm air furnaces increased 5.5 percent to 1,289,146 units, compared with 1,221,416 units shipped during the same period in 2015. Year-to-date U.S. shipments of oil warm air furnaces decreased 6.6 percent to 13,171, compared with 14,108 units shipped during the same period in 2015.

*Year-to-Date*

	Jun '16 YTD	Jun '15 YTD	% Chg.
Gas Warm Air Furnaces	1,289,146	1,221,416	+5.5
Oil Warm Air Furnaces	13,171	14,108	-6.6

**Central Air Conditioners and Air-Source Heat Pumps**

U.S. shipments of central air conditioners and air-source heat pumps totaled 1,022,363 units in June 2016, up 16.4 percent from 878,513 units shipped in June 2015. U.S. shipments of air conditioners increased 19.1 percent to 729,018 units, up from 611,900 units shipped in June 2015. U.S. shipments of air-source heat pumps increased 10.0 percent to 293,345 units, up from 266,613 units shipped in June 2015.



Year-to-date combined shipments of central air conditioners and air-source heat pumps increased 1.8 percent to 3,989,465 units, up from 3,920,763 units shipped in June 2015. Year-to-date shipments of central air conditioners increased 3.6 percent to 2,681,694 units, up from 2,588,401 units shipped during the same period in 2015. The year-to-date total for heat pump shipments decreased 1.8 percent to 1,307,771 units, down from 1,332,362 units shipped during the same period in 2015.

*Year-to-Date*

	Jun '16 YTD	Jun '15 YTD	% Chg.
Air Conditioners & Heat Pumps	3,989,465	3,920,763	+1.8
Air Conditioners Only	2,681,694	2,588,401	+3.6
Heat Pumps Only	1,307,771	1,332,362	-1.8

## U.S. Manufacturers' Shipments of Central Air Conditioners and Air-Source Heat Pumps

### Month

Size Description (000) BTUH	Total	% Change from 2015
Under 16.5	22,306	-7
16.5-21.9	107,584	+23
22-26.9	186,732	+12
27-32.9	163,852	+13
33-38.9	216,985	+18
39-43.9	83,421	+25
44-53.9	115,106	+20
54-64.9	93,933	+20
65-96.9	11,799	+9
97-134.9	9,078	+6
135-184.9	5,914	+1
185-249.9	2,577	-1
250-319.9	1,616	+23
320-379.9	430	+3
380-539.9	358	-11
540-639.9	246	+7
640 & Over	426	+9
<b>TOTAL</b>	<b>1,022,363</b>	<b>+16</b>

### Year-to-Date

Size Description (000) BTUH	Total	% Change from 2015
Under 16.5	118,282	-5
16.5-21.9	458,845	+8
22-26.9	740,885	-2
27-32.9	619,377	+6
33-38.9	818,467	+4
39-43.9	305,012	+2
44-53.9	434,792	+3
54-64.9	353,721	+6
65-96.9	52,231	-0
97-134.9	38,337	+2
135-184.9	25,057	+5
185-249.9	10,880	+9
250-319.9	6,561	+20
320-379.9	1,913	+18
380-539.9	1,841	+6
540-639.9	1,273	+5
640 & Over	1,991	+2
<b>TOTAL</b>	<b>3,989,465</b>	<b>+2</b>

BTUHs of 64.9 and below are for residential units; 65.0 and above for commercial.

NOTE: A shipment is defined as when a unit transfers ownership; a consignment is not a transfer of ownership. Industry data is aggregated from the information supplied by AHRI member companies that participate in the statistics program and could be subject to revision. Published year-to-date data is inclusive of all revisions. No other AHRI data (e.g., by state or region) is available to the general public other than that published. AHRI does not conduct any market forecasting and is not qualified to discuss market trends. For previous monthly shipment releases and historical data, please see <http://www.ahrinet.org/statistics>.

###

### About AHRI

The Air-Conditioning, Heating, and Refrigeration Institute (AHRI) is the trade association representing manufacturers of air conditioning, heating, and commercial refrigeration, and water heating equipment. An internationally recognized advocate for the industry, AHRI develops standards for and certifies the performance of many of these products. AHRI's 300+ member companies manufacture quality, efficient, and innovative residential and commercial air conditioning, space heating, water heating, and commercial refrigeration equipment and components for sale in North America and around the world.