



News Release

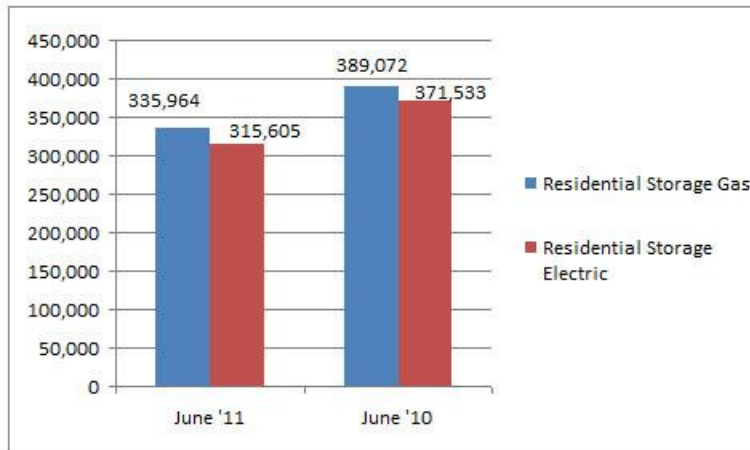
Contact: [Erinn Dumas](#), AHRI Marketing Communications Specialist
Phone: 703.600.0349

AHRI Releases June 2011 U.S. Heating and Cooling Equipment Shipment Data

Residential Storage Water Heaters

U.S. shipments of residential gas storage water heaters for June 2011 decreased 14 percent, to 335,964 units, down from 389,072 units shipped in June 2010. Residential electric storage water heater shipments decreased 15 percent in June 2011, to 315,605 units, down from 371,533 units shipped in June 2010.

For the year-to-date, U.S. shipments of residential gas storage water heaters decreased 2 percent, to 2,084,907 units, compared to 2,119,820 units shipped during the same period in 2010. Residential electric storage water heater shipments decreased 3 percent year-to-date, to 1,935,677 units, compared to 1,990,401 units shipped during the same period in 2010.



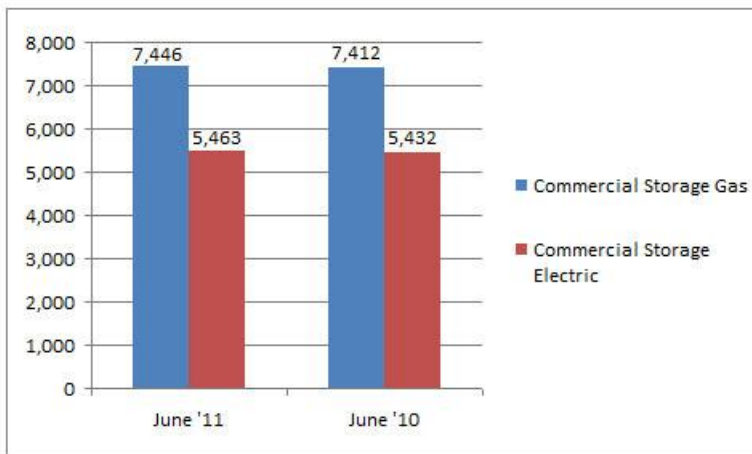
Year-to-Date

Storage Water Heaters	June '11 YTD	June '10 YTD	%Chg.
Residential Storage Gas	2,084,907	2,119,820	-2
Residential Storage Electric	1,935,677	1,990,401	-3

Commercial Storage Water Heaters

Commercial gas storage water heater shipments increased 0.5 percent in June 2011, to 7,446 units, up from 7,412 units shipped in June 2010. Commercial electric storage water heater shipments increased 0.6 percent in June 2011, to 5,463 units, up from 5,432 units shipped in June 2010.

Year-to-date U.S. shipments of commercial gas storage water heaters increased 5 percent, to 44,102 units, compared with 42,102 units shipped during the same period in 2010. Year-to-date commercial electric storage water heater shipments increased 5 percent to 31,186 units, up from 29,620 units shipped during the same period in 2010.



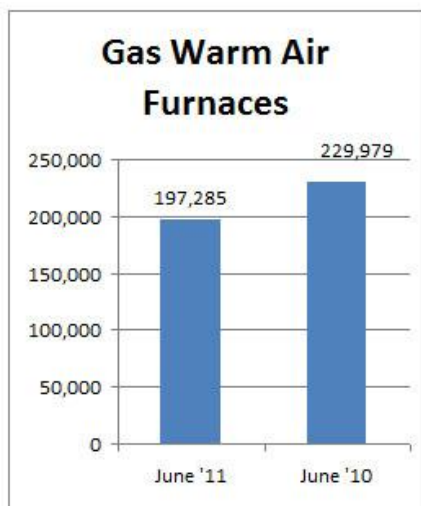
Year-to-Date

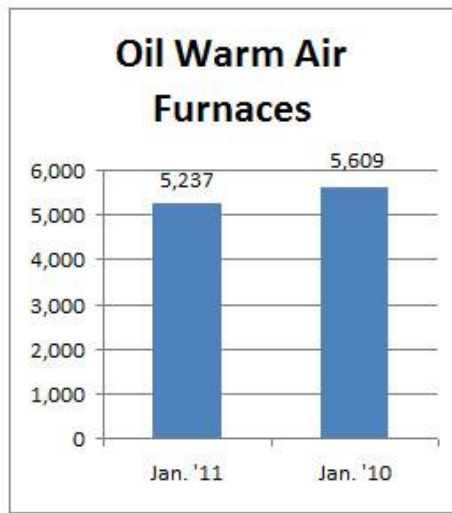
Storage Water Heaters	June '11 YTD	June '10 YTD	%Chg.
Commercial Storage Gas	44,102	42,102	+5
Commercial Storage Electric	31,186	29,620	+5

Warm Air Furnaces

U.S. shipments of gas warm air furnaces for June 2011 decreased 14 percent, to 197,285 units, down from 229,979 units shipped in June 2010. Oil warm air furnace shipments decreased 15 percent, to 3,052 units in June 2011, down from 3,597 units shipped in June 2010.

Year-to-date U.S. shipments of gas warm air furnaces decreased 7 percent, to 981,646 units, compared with 1,059,502 units shipped during the same period in 2010. Year-to-date U.S. shipments of oil warm air furnaces decreased 9 percent to 19,450 units, compared with 21,491 units shipped during the same period in 2010.





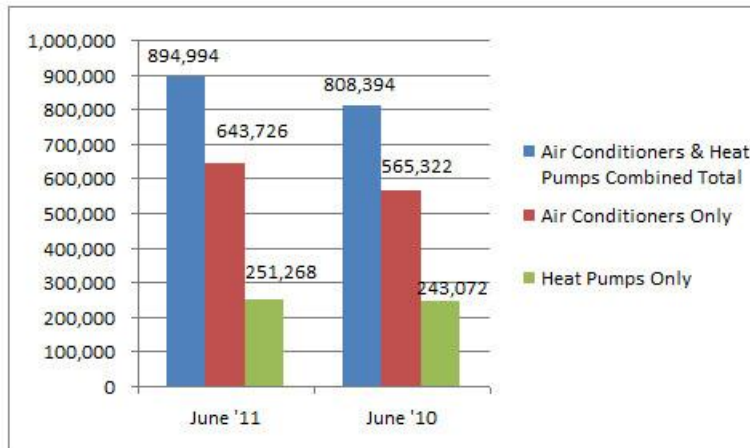
Year-to-Date

	June '11 YTD	June '10 YTD	%Chg.
Gas Warm Air Furnaces	981,646	1,059,502	-7
Oil Warm Air Furnaces	19,450	21,491	-9

Central Air Conditioners and Air-Source Heat Pumps

U.S. shipments of central air conditioners and air-source heat pumps totaled 894,994 units in June 2011, up 11 percent from 808,394 units shipped in June 2010. U.S. shipments of air conditioners increased 14 percent, to 643,726 units, up from 565,322 units shipped in June 2010. U.S. shipments of air-source heat pumps increased 3 percent, to 251,268 units, up from 243,072 units shipped in June 2010.

Year-to-date combined shipments of residential central air conditioners and air-source heat pumps increased 12 percent, to 3,289,703 units, up from 2,949,141 units shipped in June 2010. Year-to-date shipments of central air conditioners increased 13 percent, to 2,223,429 units, up from 1,959,845 units shipped during the same period in 2010. The year-to-date total for heat pump shipments increased 8 percent, to 1,066,274 units, up from 989,296 units shipped during the same period in 2010.



Year-to-Date

	June '11 YTD	June '10 YTD	%Chg.
Air Conditioners & Heat Pumps Combined Total	3,289,703	2,949,141	+12
Air Conditioners Only	2,223,429	1,959,845	+13
Heat Pumps Only	1,066,274	989,296	+8

U.S. Manufacturers' Shipments of Central Air Conditioners and Air-Source Heat Pumps

Size Description (000) BTUH	Total	% Change from 2010
Under 16.5	18,819	+12
16.5-21.9	61,243	+13
22 -26.9	181,654	+15
27 -32.9	155,171	+20
33 -38.9	198,792	+6
39 -43.9	71,414	+5
44 -53.9	93,912	0
54 -64.9	86,804	+13
65 -96.9	9,975	+16
97 -134.9	7,724	+7
135 -184.9	4,883	+10
185 -249.9	2,344	+27
250 -319.9	1,052	+17
320 -379.9	353	-3
380 -539.9	323	+13
540 -639.9	222	+1
640 & Over	309	+34
TOTAL	894,994	+11

***NOTE:** Industry figures are *estimates derived from the best available figures supplied by a sample of AHRI member companies and are subject to revision.*

About AHRI

The Air-Conditioning, Heating, and Refrigeration Institute (AHRI) is the trade association representing manufacturers of air conditioning, heating and commercial refrigeration equipment. An internationally recognized advocate for the industry, AHRI develops standards for and certifies the performance of many of these products. AHRI's 300 member companies account for more than 90 percent of the residential and commercial air conditioning, space heating, water heating, and commercial refrigeration equipment manufactured and sold in North America.

###