



News Release

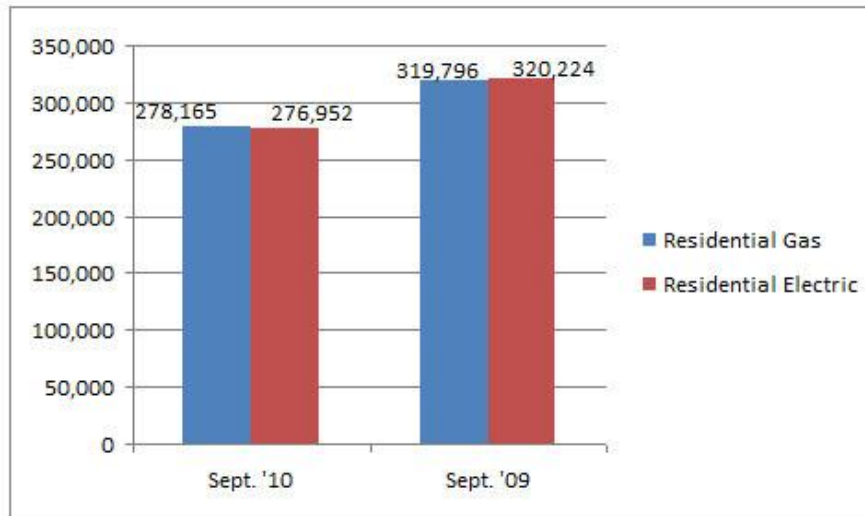
Contact: [Erinn Dumas](#), AHRI Public Affairs Representative
Phone: 703.600.0349

AHRI Releases September 2010 U.S. Heating and Cooling Equipment Shipment Data

Residential Water Heaters

U.S. shipments of residential gas water heaters for September 2010 decreased 13 percent, to 278,165 units, down from 319,796 units shipped in September 2009. Residential electric water heater shipments decreased 14 percent in September 2010, to 276,952 units, down from 320,224 units shipped in September 2009.

For the year-to-date, U.S. shipments of residential gas water heaters increased 8 percent, to 3,003,849 units, compared to 2,778,644 units shipped during the same period in 2009. Residential electric water heater shipments increased 1 percent year-to-date, to 2,854,427 units, compared to 2,814,035 units shipped during the same period in 2009.



Year-to-Date

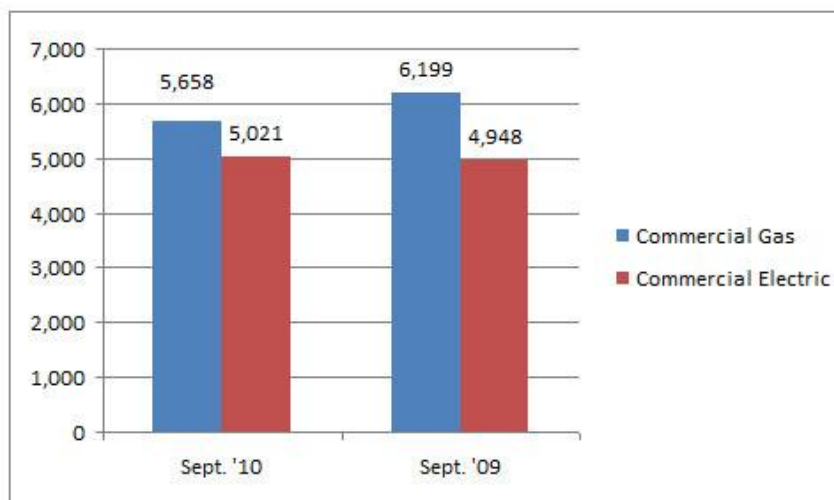
Water Heaters	Sept. '10 YTD	Sept. '09 YTD	%Chg.
Residential Gas	3,003,849	2,778,644	+8
Residential Electric	2,854,427	2,814,035	+1

Commercial Water Heaters

Commercial gas water heater shipments decreased 9 percent in September 2010, to 5,658 units, compared with 6,199 units shipped in September 2009. Commercial electric water heater shipments increased 2 percent in September 2010, to 5,021 units, up from 4,948 units shipped in September 2009.

Year-to-date U.S. shipments of commercial gas water heaters increased 5 percent, to 60,491 units, compared with 57,500 units shipped during the same period in 2009. Year-to-date commercial electric

water heater shipments increased 4 percent to 44,856 units, up from 43,165 units shipped during the same period in 2009.



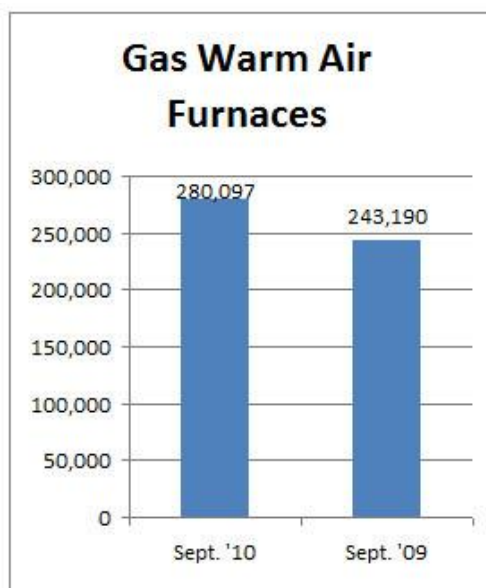
Year-to-Date

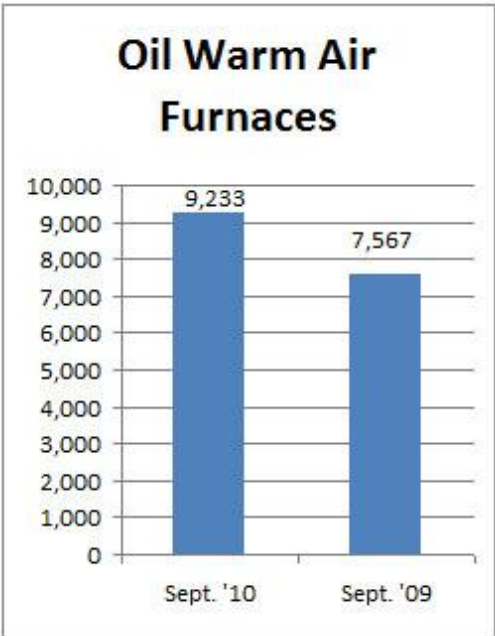
Water Heaters	Sept. '10 YTD	Sept. '09 YTD	%Chg.
Commercial Gas	60,491	57,500	+5
Commercial Electric	44,856	43,165	+4

Warm Air Furnaces

U.S. shipments of gas warm air furnaces for September 2010 increased 15 percent, to 280,097 units, up from 243,190 units shipped in September 2009. Oil warm air furnace shipments increased 22 percent, to 9,233 units in September 2010, up from 7,567 units shipped in September 2009.

Year-to-date U.S. shipments of gas warm air furnaces increased 16 percent, to 1,706,114 units, compared with 1,472,370 units shipped during the same period in 2009. Year-to-date U.S. shipments of oil warm air furnaces increased 12 percent to 37,646 units, compared with 33,704 units shipped during the same period in 2009.





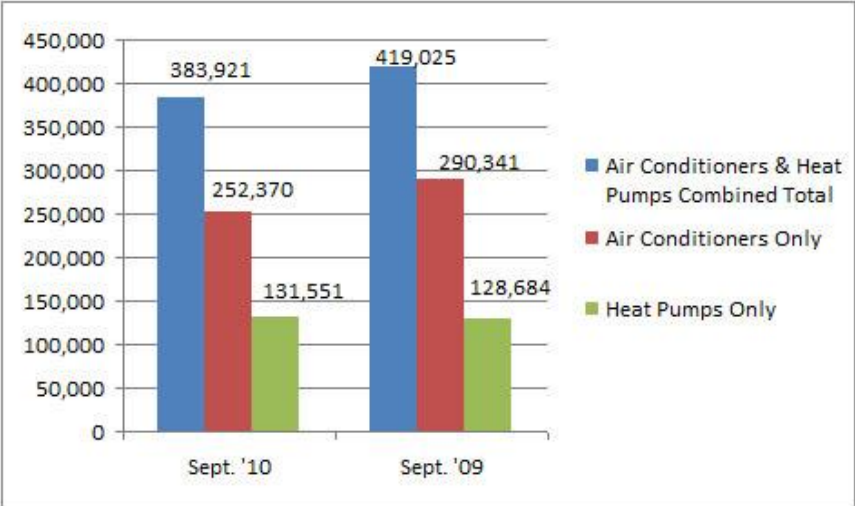
Year-to-Date

	Sept. '10 YTD	Sept. '09 YTD	%Chg.
Gas Warm Air Furnaces	1,706,114	1,472,370	+16
Oil Warm Air Furnaces	37,646	33,704	+12

Central Air Conditioners and Air-Source Heat Pumps

U.S. shipments of central air conditioners and air-source heat pumps totaled 383,921 units in September 2010, down 8 percent from 419,025 units shipped in September 2009. U.S. shipments of air conditioners decreased 13 percent, to 252,370 units, down from 290,341 units shipped in September 2009. U.S. shipments of air-source heat pumps increased 2 percent, to 131,551 units, up from 128,684 units shipped in September 2009.

Year-to-date combined shipments of residential central air conditioners and air-source heat pumps increased 1 percent, to 4,283,180 units, up from 4,239,126 units shipped in September 2009. Year-to-date shipments of central air conditioners decreased 1 percent, to 2,871,132 units, down from 2,906,215 units shipped during the same period in 2009. The year-to-date total for heat pump shipments increased 6 percent, to 1,412,048 units, up from 1,332,911 units shipped during the same period in 2009.



Year-to-Date

	Sept. '10 YTD	Sept. '09 YTD	%Chg.
Air Conditioners & Heat Pumps Combined Total	4,283,180	4,239,126	+1
Air Conditioners Only	2,871,132	2,906,215	-1
Heat Pumps Only	1,412,048	1,332,911	+6

U.S. Manufacturers' Shipments of Central Air Conditioners and Air-Source Heat Pumps

Size Description (000) BTUH	Total	% Change from 2009
Under 16.5	7,889	+27
16.5-21.9	22,919	-24
22-26.9	63,014	-14
27-32.9	54,589	-14
33-38.9	83,023	-7
39-43.9	33,377	-5
44-53.9	50,376	-5
54-64.9	46,275	-3
65-96.9	8,319	+16
97-134.9	6,020	+23
135-184.9	4,484	+33
185-249.9	1,740	+21
250-319.9	830	+26
320-379.9	308	+12
380-539.9	318	+50
540-639.9	189	+33
640 & Over	251	+4
TOTAL	383,921	-8

***NOTE: Industry figures are estimates derived from the best available figures supplied by a sample of AHRI member companies and are subject to revision.**

About AHRI

The Air-Conditioning, Heating, and Refrigeration Institute (AHRI) is the trade association representing manufacturers of air conditioning, heating and commercial refrigeration equipment. An internationally recognized advocate for the industry, AHRI develops standards for and certifies the performance of many of these products. AHRI's 300 member companies account for more than 90 percent of the residential and commercial air conditioning, space heating, water heating, and commercial refrigeration equipment manufactured and sold in North America.

###