



we make life better®

2311 Wilson Boulevard Suite 400 Arlington VA 22201 USA
 Phone 703 524 8800 | Fax 703 562 1942
 www.ahrinet.org

August 13, 2021

Contact: [Adanna Le Gendre](#)

Phone: 703.600.0363

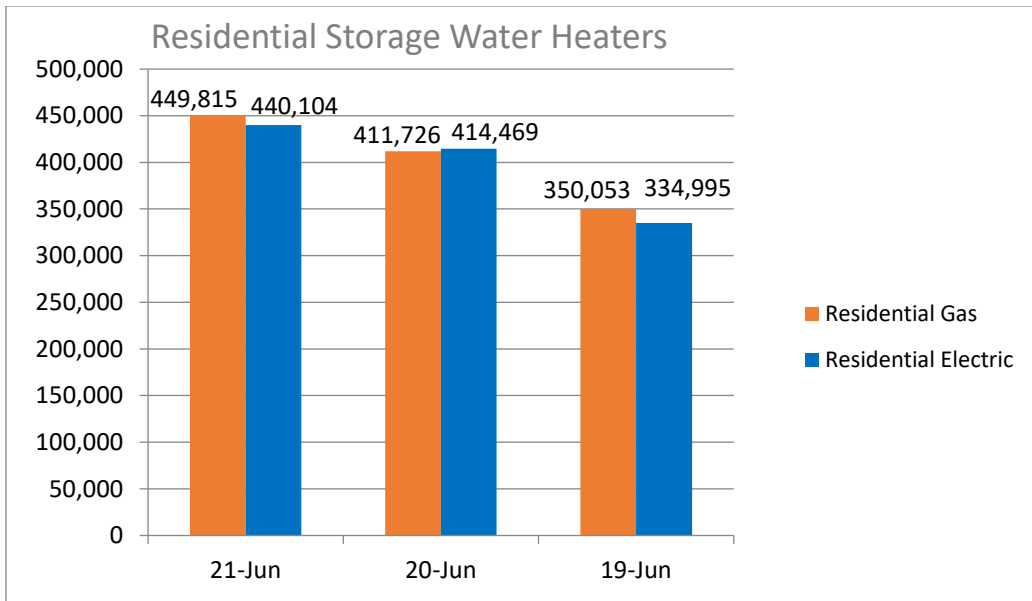
Public data is available in Excel format [here](#).

Please see our FAQs [here](#).

AHRI Releases June 2021 U.S. Heating and Cooling Equipment Shipment Data

Residential Storage Water Heaters

U.S. shipments of residential gas storage water heaters for June 2021 increased 9.3 percent, to 449,815 units, up from 411,726 units shipped in June 2020. Residential electric storage water heater shipments increased 6.2 percent in June 2021 to 440,104 units, up from 414,469 units shipped in June 2020.

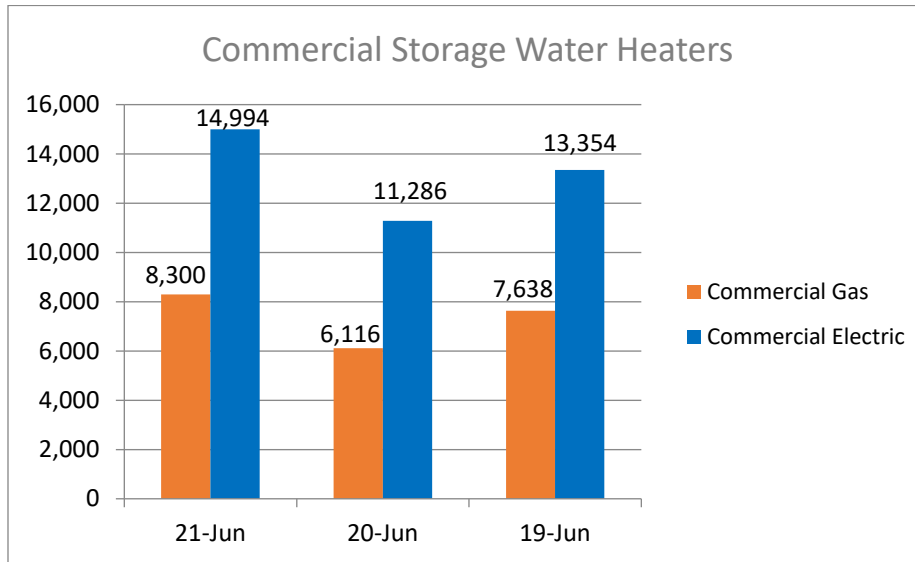


Year-to-date U.S. shipments of residential gas storage water heaters increased 11.5 percent, to 2,471,772 compared to 2,217,780 shipped during that same period in 2020. Residential electric storage water heater shipments increased 9.8 percent year-to-date, to 2,445,529 units, compared to 2,226,268 shipped during the same period in 2020.

Year-to-Date	Jun 21 YTD	Jun 20 YTD	%CHG. (From 2020-2021)	Jun 19 YTD
Residential Storage Gas	2,471,772	2,217,780	+11.5	2,252,366
Residential Storage Electric	2,445,529	2,226,268	+9.8	2,120,806

Commercial Storage Water Heaters

Commercial gas storage water heater shipments increased 35.7 percent in June 2021, to 8,300 units, up from 6,116 units shipped in June 2020. Commercial electric storage water heater shipments increased 32.9 percent in June 2021, to 14,994 units, up from 11,286 units shipped in June 2020.

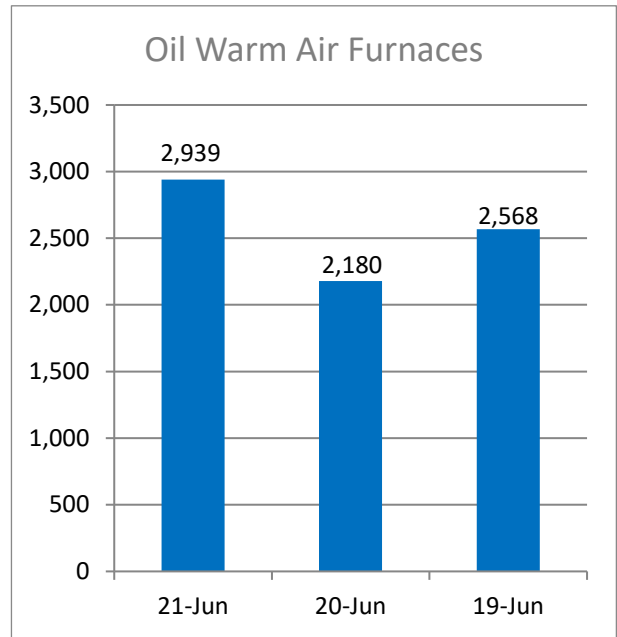
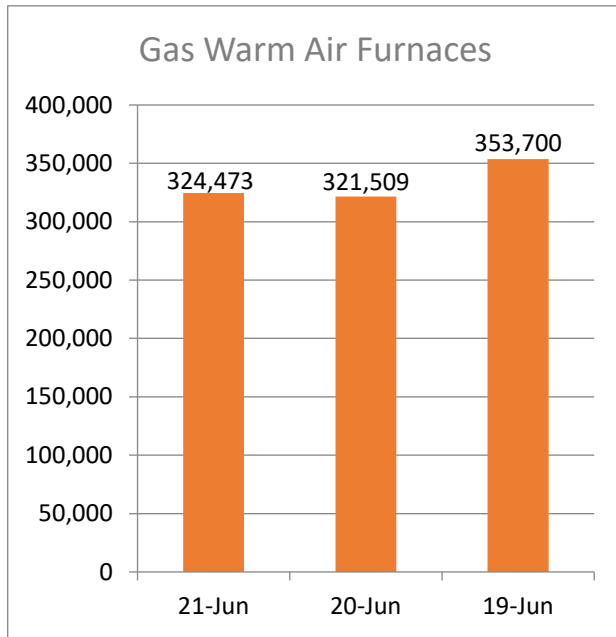


Year-to-date U.S. shipments of commercial gas storage water heaters increased 16.8 percent, to 46,549 units, compared with 39,867 units shipped during the same period in 2020. Year-to-date commercial electric storage water heater shipments increased 8.6 percent, to 76,011 units, up from 69,995 units shipped during the same period in 2020.

<i>Year-to-Date</i>	Jun 21 YTD	Jun 20 YTD	%CHG. (From 2020-2021)	Jun 19 YTD
Commercial Storage Gas	46,549	39,867	+16.8	46,211
Commercial Storage Electric	76,011	69,995	+8.6	77,828

Warm Air Furnaces

U.S. shipments of gas warm air furnaces for June 2021 increased 0.9 percent, to 324,473 units, up from 321,509 units shipped in June 2020. Oil warm air furnace shipments increased 34.8 percent, to 2,939 units in June 2021, up from 2,180 units shipped in June 2020.

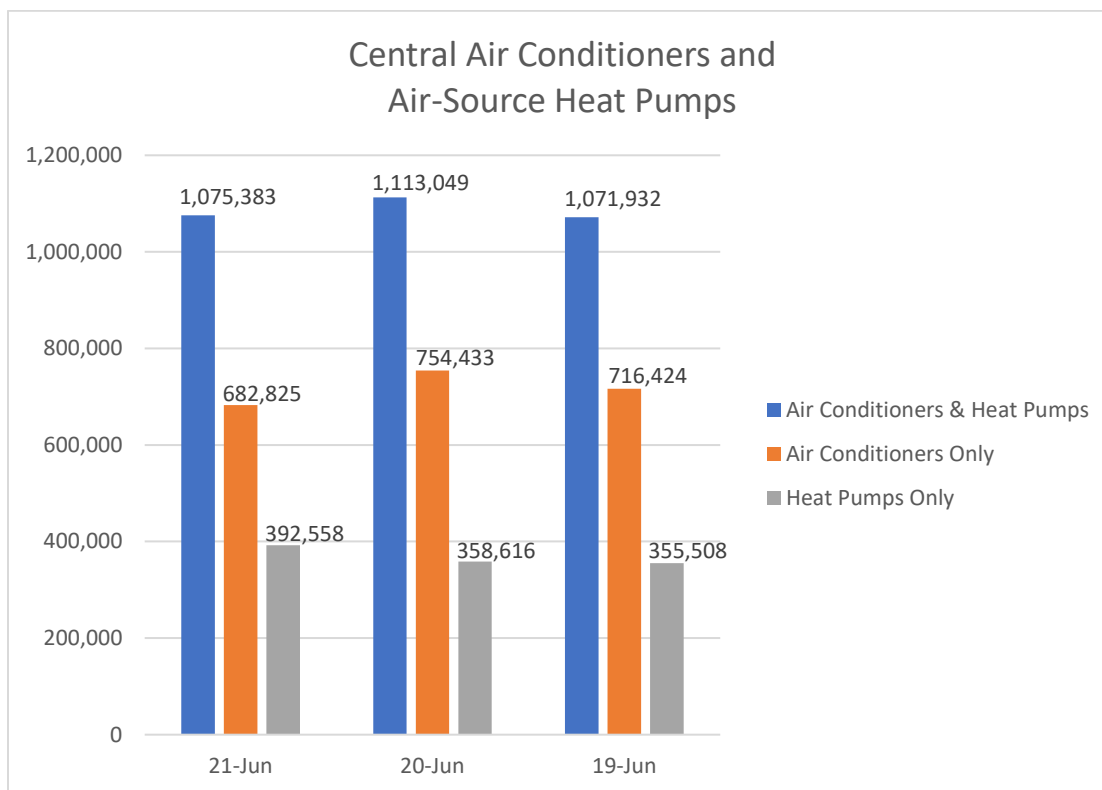


Year-to-date U.S. shipments of gas warm air furnaces increased 48.8 percent, to 2,036,226 units, compared with 1,368,555 units shipped during the same period in 2020. Year-to-date U.S. shipments of oil warm air furnaces increased 49.5 percent, to 16,342 units, compared with 10,934 units shipped during the same period in 2020.

<i>Year-to-Date</i>				
	Jun 21 YTD	Jun 20 YTD	%CHG. (From 2020-2021)	Jun 19 YTD
Gas Warm Air Furnaces	2,036,226	1,368,555	+48.8	1,746,988
Oil Warm Air Furnaces	16,342	10,934	+49.5	16,813

Central Air Conditioners and Air-Source Heat Pumps

U.S. shipments of central air conditioners and air-source heat pumps totaled 1,075,383 units in June 2021, down 3.4 percent from 1,113,049 units shipped in June 2020. U.S. shipments of air conditioners decreased 9.5 percent, to 682,825 units, down from 754,433 units shipped in June 2020. U.S. shipments of air-source heat pumps increased 9.5 percent, to 392,558 units, up from 358,616 units shipped in June 2020.



Year-to-date combined shipments of central air conditioners and air-source heat pumps increased 19.1 percent, to 5,330,426 units, up from 4,475,871 units shipped during the same period in 2020. Year-to-date shipments of central air conditioners increased 14.7 percent, to 3,276,376 units, up from 2,856,097 units shipped during the same period in 2020. The year-to-date total for heat pump shipments increased 26.8 percent, to 2,054,050, up from 1,619,774 units shipped during the same period in 2020.

<i>Year-to-Date</i>	Jun 21 YTD	Jun 20 YTD	%CHG. (From 2020-2021)	Jun 19 YTD
Air Conditioners & Heat Pumps Combined Total	5,330,426	4,475,871	+19.1	4,681,655
Air Conditioners Only	3,276,376	2,856,097	+14.7	2,978,788
Heat Pumps Only	2,054,050	1,619,774	+26.8	1,702,867

U.S. Manufacturers' Shipments of Central Air Conditioners and Air-Source Heat Pumps

Month				YTD			
Size Description (000) BTUH	2021 Total	% Change from 2020	2019 Total	Size Description (000) BTUH	2021 Total	% Change from 2020	2019 Total
Under 16.5	49,837	+42.9	30,293	Under 16.5	249,723	+51.6	159,489
16.5-21.9	89,435	-4.8	84,923	16.5-21.9	489,793	+18.8	408,881
22-26.9	228,400	+3.9	209,850	22-26.9	1,074,708	+20.5	924,809
27-32.9	180,149	-8.0	174,815	27-32.9	852,174	+18.0	757,058
33-38.9	228,949	-7.8	233,584	33-38.9	1,134,487	+18.3	1,004,922
39-43.9	74,815	-13.5	83,898	39-43.9	397,206	+17.3	381,755
44-53.9	111,388	-11.4	123,259	44-53.9	572,354	+15.6	518,082
54-64.9	83,480	-8.9	97,358	54-64.9	420,088	+15.8	398,218
65-96.9	11,032	+25.3	11,880	65-96.9	50,813	+18.4	53,823
97-134.9	8,544	+28.7	9,748	97-134.9	38,410	+21.5	41,179
135-184.9	5,879	+29.4	6,545	135-184.9	23,720	+8.4	27,118
185-249.9	2,413	+13.4	2,778	185-249.9	10,459	+5.0	12,150
250-319.9	2,072	+15.8	1,880	250-319.9	9,521	+20.2	7,981
320-379.9	413	-2.1	424	320-379.9	1,883	-2.9	1,968
380-539.9	371	-5.8	380	380-539.9	1,827	-8.9	2,229
540-639.9	241	-9.4	300	540-639.9	1,249	-22.3	1,659
640-799.9	130	+23.8	188	640 & Over	883	-0.7	788
800.0-899.9	43	-30.8	75	800.0-899.9	248	-44.3	414
900.0-999.9	58	+31.8	75	900.0-999.9	375	-17.8	424
1,000.0-1,199.9	47	-16.1	73	1,000.0-1,199.9	187	-41.2	281
1,200.0 & Over	107	+52.9	90	1,200.0 & Over	538	-0.2	672
TOTAL	1,075,383	-3.4	1,071,932	TOTAL	5,330,426	+19.1	4,881,655

Notes and FAQs

A shipment is defined as when a unit transfers ownership; a consignment is not a transfer of ownership. Industry data is aggregated from the information supplied by AHRI member companies that participate in the statistics program and can be subject to revision. Published year-to-date data is inclusive of all revisions. No other AHRI data (e.g., by state or region) is available to the public other than that published. AHRI does not conduct any market forecasting and is not qualified to discuss market trends. BTUHs of 64.9 and below are for residential units; 65.0 and above for commercial. For previous monthly shipment releases and historical data, please see <http://www.ahrinet.org/statistics>.

1. How do my colleagues subscribe to the report?

Go to <http://www.ahrinet.org/statistics> and click on Subscribe.

2. Does this data represent shipments to the United States only or are shipments outside of the United States included?

This data represents shipments to customers in the United States only.

3. Do you provide U.S. data by state?

That data is not available publicly.

4. Is historical data available in Excel?

It is available monthly reflecting exactly the data presented in the monthly public release.

5. Can I purchase additional industry data from AHRI?

No, AHRI Statistics data are not for sale.

6. How much of the industry does the data represent?

Although we cannot get into specifics about how much of the industry the data represents, in general, AHRI is one of the largest trade associations in the nation, representing more than 300 heating, water heating, ventilation, air conditioning and commercial refrigeration manufacturers within the global HVACR industry. AHRI's 300+ member companies account for more than 90 percent of the residential and commercial air conditioning, space heating, water heating, and commercial refrigeration equipment manufactured and sold in North America.

###

About AHRI

The Air-Conditioning, Heating, and Refrigeration Institute (AHRI) is the trade association representing manufacturers of air conditioning, heating, and commercial refrigeration, and water heating equipment. An internationally recognized advocate for the industry, AHRI develops standards for and certifies the performance of many of these products. AHRI's 300+ member companies manufacture quality, efficient, and innovative residential and commercial air conditioning, space heating, water heating, and commercial refrigeration equipment and components for sale in North America and around the world.