



we make life better®

2311 Wilson Boulevard Suite 400 Arlington VA 22201 USA
Phone 703 524 8800 | Fax 703 562 1942
www.ahrinet.org

March 14, 2025

Contact: [Adanna Le Gendre](#)

Phone: 703.600.0363

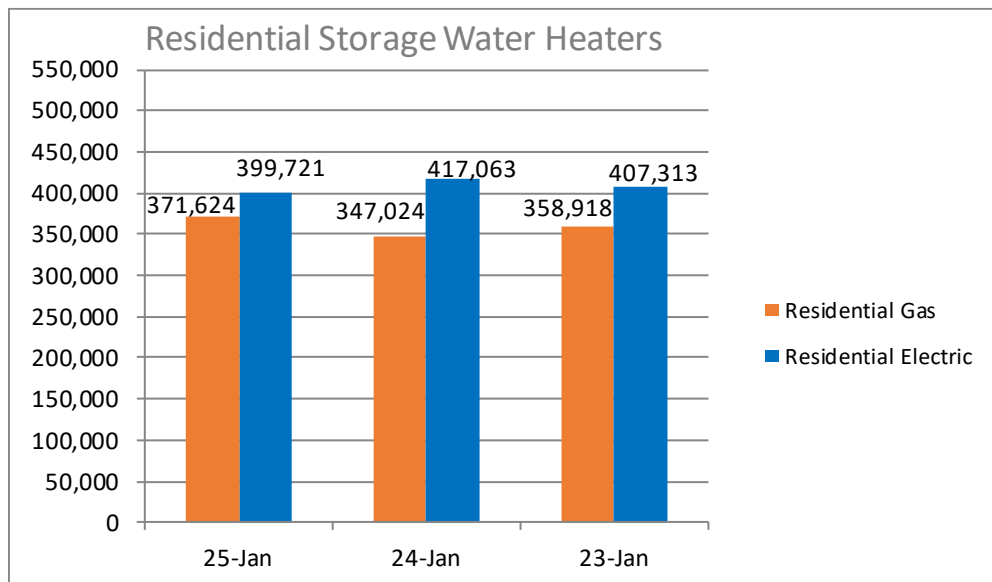
Public data is available in Excel format [here](#).

Please see our FAQs [here](#).

AHRI Releases January 2025 U.S. Heating and Cooling Equipment Shipment Data

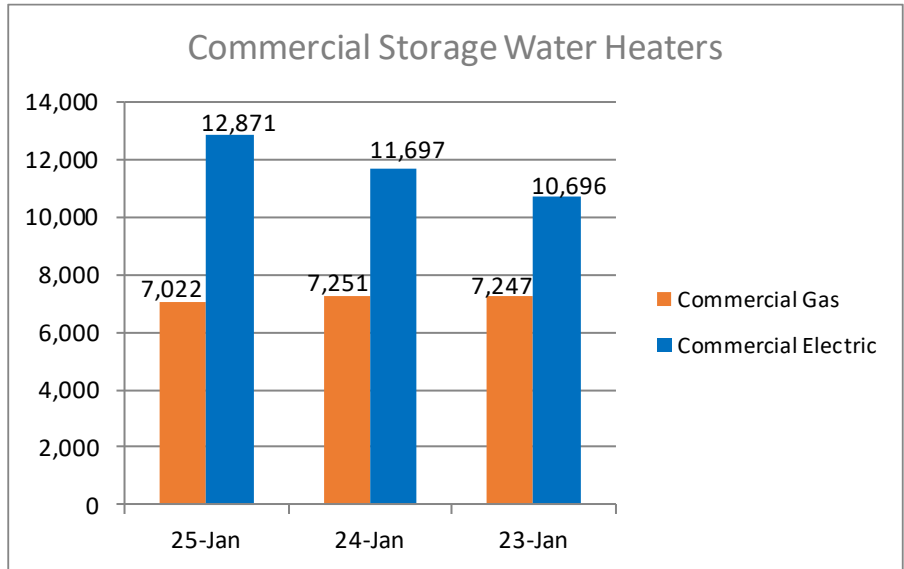
Residential Storage Water Heaters

U.S. shipments of residential gas storage water heaters for January 2025 changed +7.1 percent, to 371,624 units, compared to 347,024 units shipped in January 2024. Residential electric storage water heater shipments changed -4.2 percent in January 2025 to 399,721 units, compared to 417,063 units shipped in January 2024.



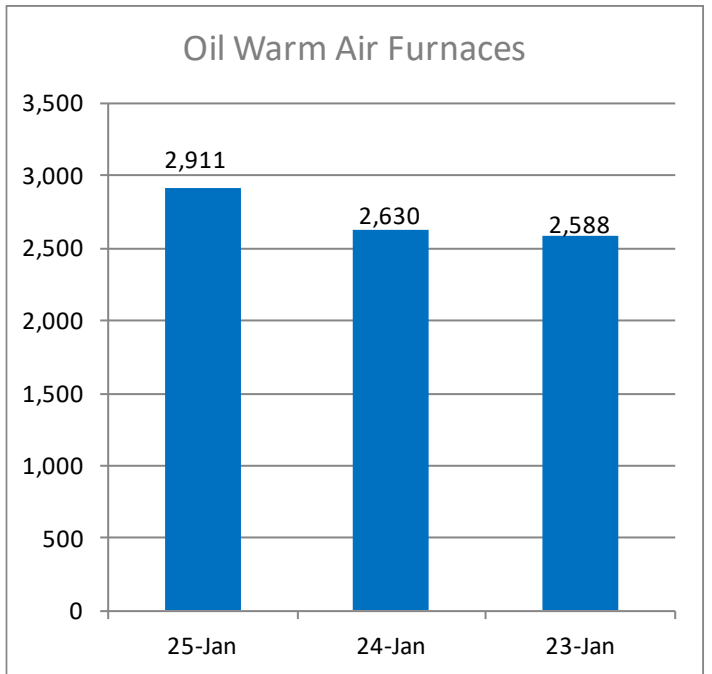
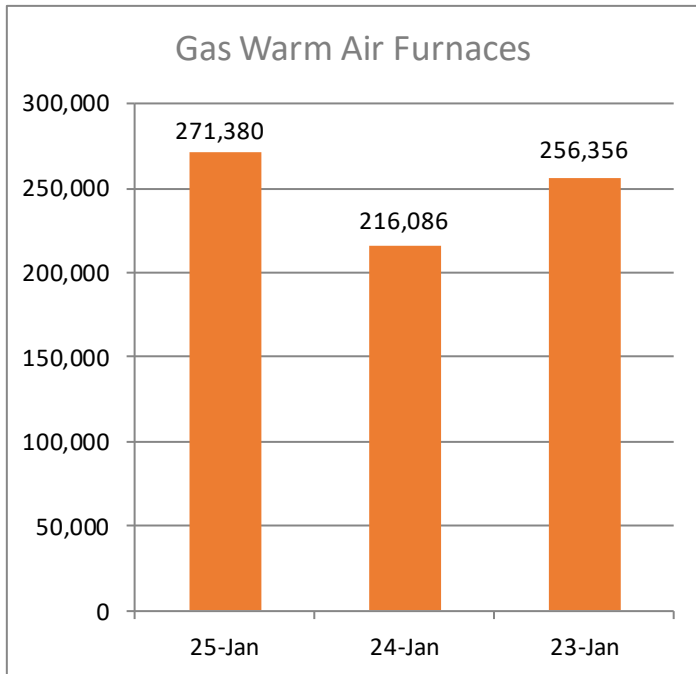
Commercial Storage Water Heaters

Commercial gas storage water heater shipments changed -3.2 percent in January 2025, to 7,022 units, compared to 7,251 units shipped in January 2024. Commercial electric storage water heater shipments changed +10.0 percent in January 2025, to 12,871, compared to 11,697 units shipped in January 2024.



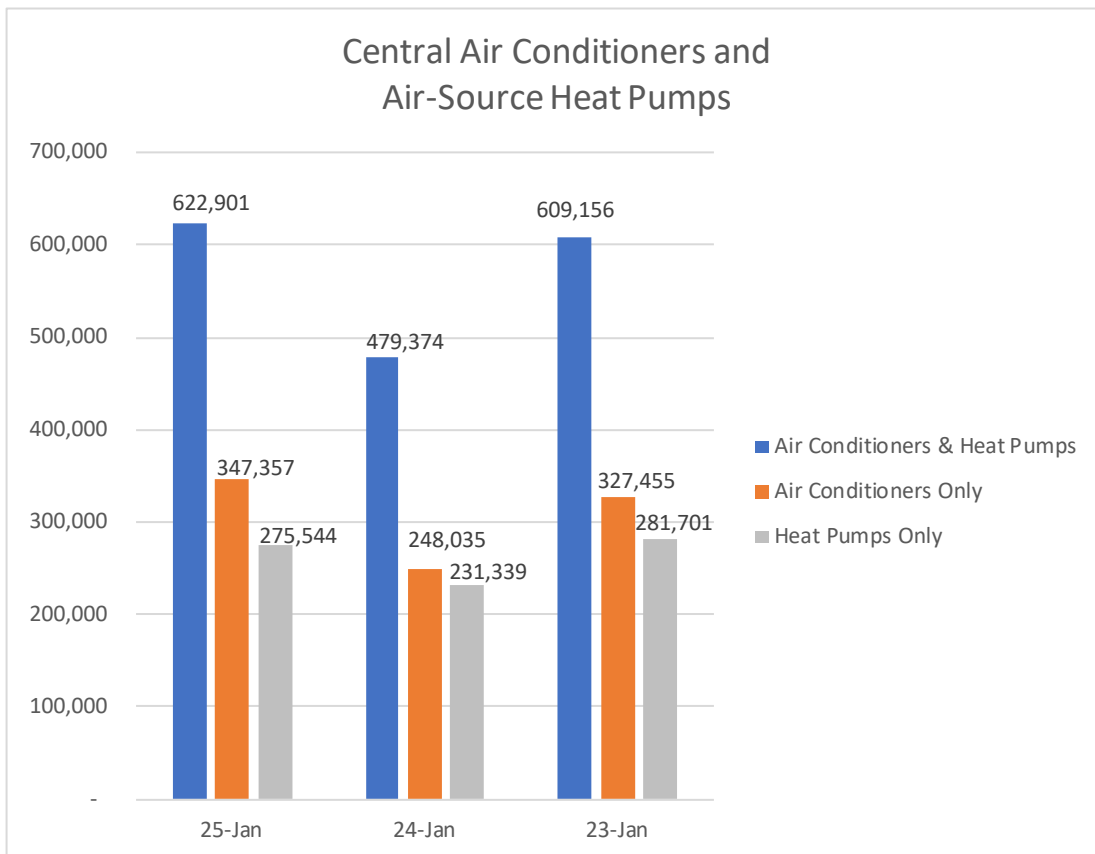
Warm Air Furnaces

U.S. shipments of gas warm air furnaces for January 2025 changed +25.6 percent, to 271,380 units, compared to 216,086 units shipped in January 2024. Oil warm air furnace shipments changed +10.7 percent, to 2,911 units in January 2025, compared to 2,630 units shipped in January 2024.



Central Air Conditioners and Air-Source Heat Pumps

U.S. shipments of central air conditioners and air-source heat pumps totaled 622,901 units in January 2025, changed +29.9 percent compared to 479,374 units shipped in January 2024. U.S. shipments of air conditioners changed +40.0 percent, to 347,357 units, compared to 248,035 units shipped in January 2024. U.S. shipments of air-source heat pumps changed +19.1 percent, to 275,544 units, compared to 231,339 shipped in January 2024.



U.S. Manufacturers' Shipments of Central Air Conditioners and Air-Source Heat Pumps

Size Description (000) BTUH	Month			Size Description (000) BTUH	YTD		
	2025 Total	% Change from 2024	2023 Total		2025 Total	% Change from 2024	2023 Total
Under 16.5	23,822	+3.7	23,148	Under 16.5	23,822	+3.7	23,148
16.5-21.9	69,658	+14.8	74,407	16.5-21.9	69,658	+14.8	74,407
22-26.9	138,661	+41.6	125,612	22-26.9	138,661	+41.6	125,612
27-32.9	94,984	+31.7	89,091	27-32.9	94,984	+31.7	89,091
33-38.9	122,415	+38.9	120,239	33-38.9	122,415	+38.9	120,239
39-43.9	46,566	+52.4	38,237	39-43.9	46,566	+52.4	38,237
44-53.9	57,803	+28.9	64,369	44-53.9	57,803	+28.9	64,369
54-64.9	52,031	+29.4	55,922	54-64.9	52,031	+29.4	55,922
65-96.9	6,333	-15.3	6,881	65-96.9	6,333	-15.3	6,881
97-134.9	4,390	-28.4	4,641	97-134.9	4,390	-28.4	4,641
135-184.9	2,943	-26.8	3,472	135-184.9	2,943	-26.8	3,472
185-249.9	1,364	-17.6	1,200	185-249.9	1,364	-17.6	1,200
250-319.9	1,039	-25.0	968	250-319.9	1,039	-25.0	968
320-379.9	206	-35.2	239	320-379.9	206	-35.2	239
380-539.9	212	-32.1	275	380-539.9	212	-32.1	275
540-639.9	218	-9.5	183	540-639.9	218	-9.5	183
640-799.9	63	-45.7	78	640-799.9	63	-45.7	78
800.0-899.9	40	-41.2	40	800.0-899.9	40	-41.2	40
900.0-999.9	57	+5.6	51	900.0-999.9	57	+5.6	51
1,000.0-1,199.9	22	-53.2	25	1,000.0-1,199.9	22	-53.2	25
1,200.0 & Over	74	0.0	78	1,200.0 & Over	74	0.0	78
TOTAL	622,901	+29.9	609,156	TOTAL	622,901	+29.9	609,156

Notes and FAQs

A shipment is defined as when a unit transfers ownership; a consignment is not a transfer of ownership. Industry data is aggregated from the information supplied by AHRI member companies that participate in the statistics program and can be subject to revision. Published year-to-date data is inclusive of all revisions. No other AHRI data (e.g., by state or region) is available to the public other than that published. AHRI does not conduct any market forecasting and is not qualified to discuss market trends. BTUHs of 64.9 and below are for residential units; 65.0 and above for commercial. For previous monthly shipment releases and historical data, please see <http://www.ahrinet.org/statistics>.

- How do my colleagues subscribe to the report?
Go to <http://www.ahrinet.org/statistics> and click on Subscribe.
- Does this data represent shipments to the United States only or are shipments outside of the United States included?
This data represents shipments to customers in the United States only.
- Do you provide U.S. data by state?

That data is not available publicly.

4. Is historical data available in Excel?
It is available monthly reflecting exactly the data presented in the monthly public release.
5. Is data available in a different format?
The only format available is provided on the website.
6. Does the December YTD data equal full calendar year?
Yes, it does.
7. Can I purchase additional industry data from AHRI?
No, AHRI statistical data is not for sale.
8. Does AHRI provide information for academic research purposes?
AHRI is not authorized by our members to provide information other than what is listed on our website.
9. How much of the industry does the data represent?
Although we cannot get into specifics about how much of the industry the data represents, in general, AHRI is one of the largest trade associations in the nation, representing more than 300 heating, water heating, ventilation, air conditioning and commercial refrigeration manufacturers within the global HVACR industry. AHRI's 300+ member companies account for more than 90 percent of the residential and commercial air conditioning, space heating, water heating, and commercial refrigeration equipment manufactured and sold in North America.
10. Is it accurate to use the number for year-to-date U.S. shipments as a measure of sales?
AHRI reports track shipments, which are defined as when a unit transfers ownership. While some people use the terms shipments and sales interchangeably, they may not be the same.
11. Where can I find the definitions for the products included in this report?
Download product definitions for monthly shipment reports [here](#).

###

[About AHRI](#)

The Air-Conditioning, Heating, and Refrigeration Institute (AHRI) is the trade association representing manufacturers of air conditioning, heating, and commercial refrigeration, and water heating equipment. An internationally recognized advocate for the industry, AHRI develops standards for and certifies the performance of many of these products. AHRI's 300+ member companies manufacture quality, efficient, and innovative residential and commercial air conditioning, space heating, water heating, and commercial refrigeration equipment and components for sale in North America and around the world.